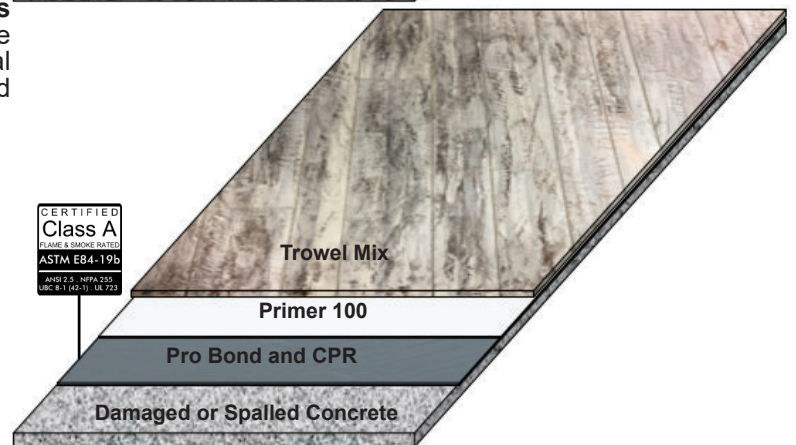
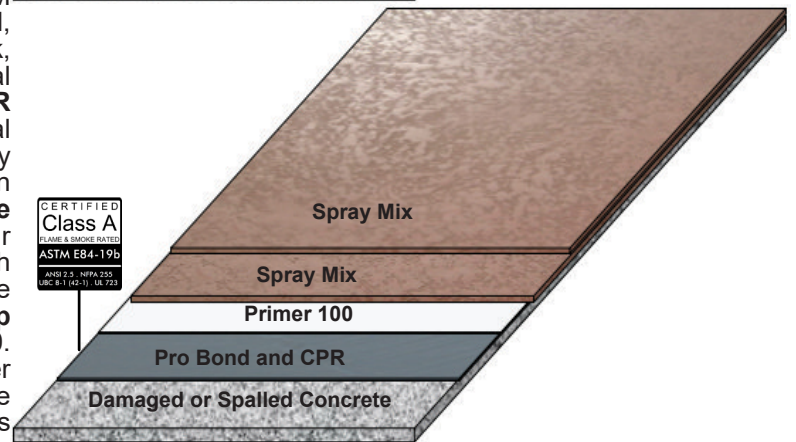
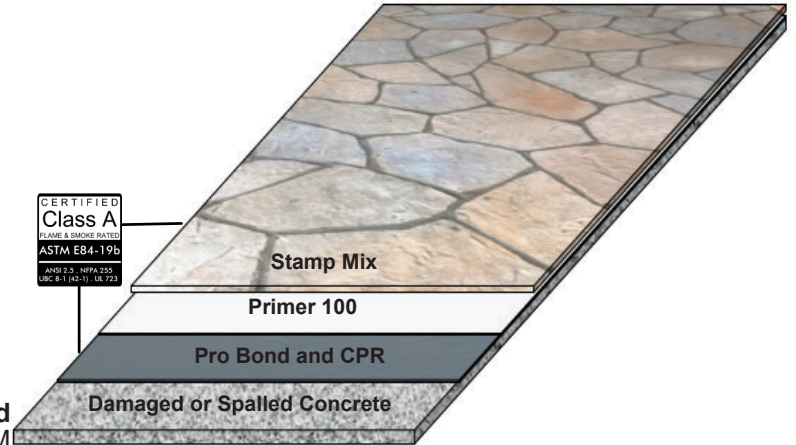


# Stone | EDGE SURFACES

Professional Grade Concrete Overlays

# DRIVEWAY, PATIO & DECK repair & refurbish system

For "repair" & refurbishment of spalled, cracked, and damaged concrete



## DESCRIPTION:

Stone Edge Surfaces Concrete Overlay REPAIR and Refurbishment System uses our industry leading and ASTM compliant concrete overlay products to repair damaged, spalled, cracked, and broken concrete driveway, patio, pool deck, walkways and more, then overlay them to create functional and stunning looks. Our Driveway, Patio and Deck REPAIR and Refurbishment Systems is for commercial and residential use on stable repairable concrete substrates. Typically only three (3) of our professional mixes are used for each application type, with our incredible Pro Bond and/or CPR Concrete Patch and Repair products being applied first to repair the substrate before applying the overlay material to refurbish the look. For STAMPED, carved, heavy texture looks, use Stamp Mix and Primer 100. For KNOCKDOWN, spray, skip trowel type finishes use Pro Spray Mix and Primer 100. For BROOM or Trowel finishes use Trowel Mix and Primer 100 or use our new Smooth Coat with no primer. All Stone Edge Surfaces concrete patch, repair and overlay mixes used in our Concrete REPAIR and Refurbishment Systems are "just add water" single component mixes. Stone Edge Surfaces products are known for their ease of use, flexural strength, high PSI, long lasting wear, and are manufactured in our own factories to ensure consistent quality.

## MOST COMMON USES:

- Patio
- Pool Deck
- Driveway
- Walkway
- Floors
- Deck
- Residential
- Commercial

## APPLICATION

**BASE/TOP COAT:** Base Coat: Pro Bond. Top Coat Stamp, Trowel or Spray Mix.

**THICKNESS:** Pro Bond: 1/16" to 4", Stamp & Trowel Mix: 1/4" to 3/8" average. Slurry/Smooth Coat 1/32" - 1/8", Spray/Texture Coat 1/32" - 1/8"

**APPLICATION METHOD:** Trowel, Gauge Rake, Magic Trowel, Mortar Sprayer, Pump (Pro Bond & Smooth Coat)

**WORKING TIME:** 15 min to 2 hrs per Coat

**PRODUCTS USED WITH:** Liquid colors, Integral Colors, Pro Seal, varied Sealers, Smooth Coat

**COMMONLY APPLIED OVER:**

Concrete....Plywood with proper prep

For additional installation examples, images and training Videos, visit us online, call or email:

[www.stoneedgesurfaces.com](http://www.stoneedgesurfaces.com) | 844-786-6333

[info@stoneedgesurfaces.com](mailto:info@stoneedgesurfaces.com)

Stone Edge Surfaces Division - Turley International Resources, LLC 4322 South 80th Street, Mesa, AZ 85212